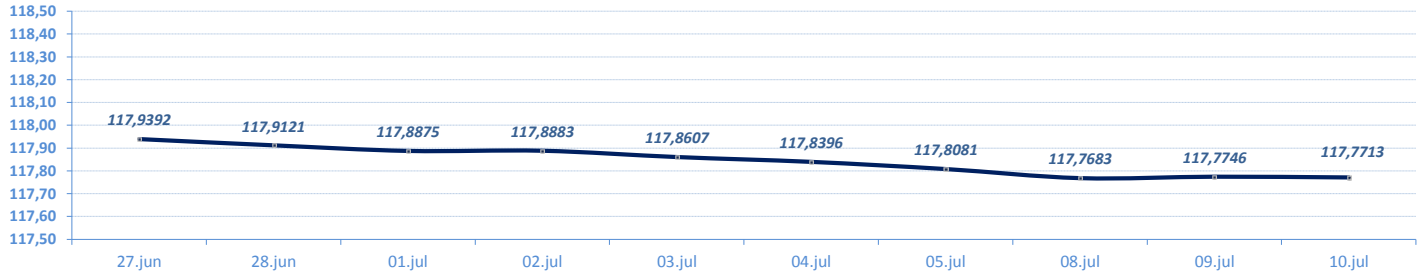


VESTI / NEWS

- ▶ **SREDNJI KURS EUR/RSD**: Dinar ojačao neznatno u odnosu na evro, srednji kurs **117,7713**. Obim međubankarske trgovine evrom na dan 08. jul do 12:30h iznosio je 8,2 miliona evra. NBS intervenisala na međubankarskom tržištu kupovinom 25 miliona evra (od početka godine ukupno prodala 130 miliona evra i kupila 1.505 miliona evra).
- ▶ **BEOGRADSKA BERZA**: **Ineksi zabeležili rast vrednosti**, **BELEX15** viši za 1,12 odsto, **BELEXine** za 1,93 odsto. Promet **manji** u odnosu na prethodni dan, na regulisanom tržištu najviše trgovano akcijama Komerijalne banke, Aerodroma Nikola Tesla, Rimex-a i NIS-a.
- ▶ **Aukcija državnih obveznica**: Ministarstvo Finansija prodalo juče 153,64 odsto ponudjenih sedmogodišnjih dinarskih obveznica ukupne nominalne vrednosti 23,05 milijardi dinara po stopi prinosa od 3,59 odsto. Prethodna aukcija (4.juna) iste ročnosti završena sa realizacijom od 267 odsto i prinosom od 4,37 odsto.

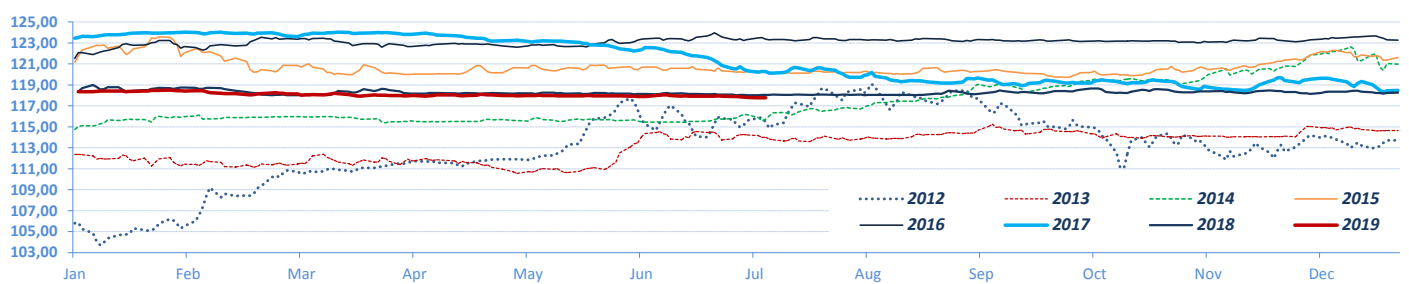
DEVIZNO TRŽIŠTE / FX MARKET

EUR / RSD (Srednji kurs / Official Middle Rate) ▶ 10 dana / 10 days

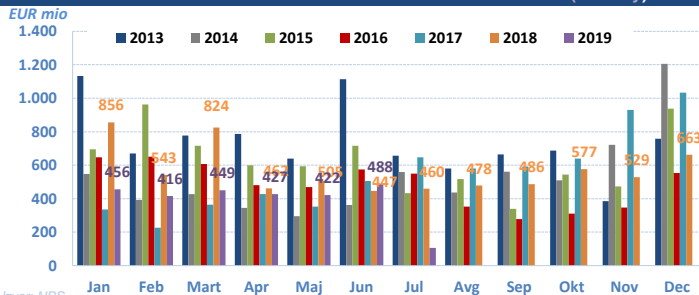


Izvor/Source: NBS

EUR / RSD (Srednji kurs/ Official middle rate) ▶ Jan -

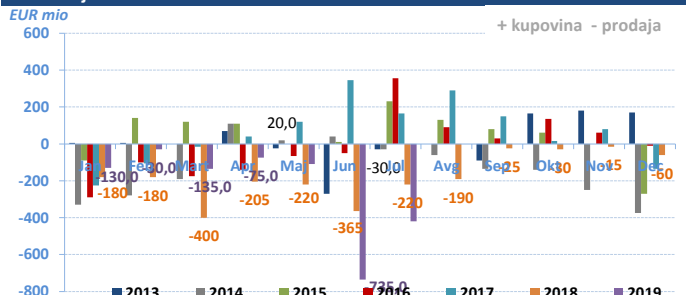


Promet na međubankarskom tržištu / Volumes on FX Interbank market (eur only)

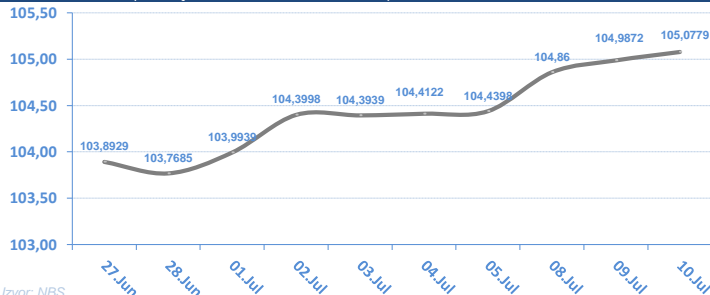


Izvor: NBS

Intervencije NBS na deviznom tržištu / NBS Interventions on FX interbank market

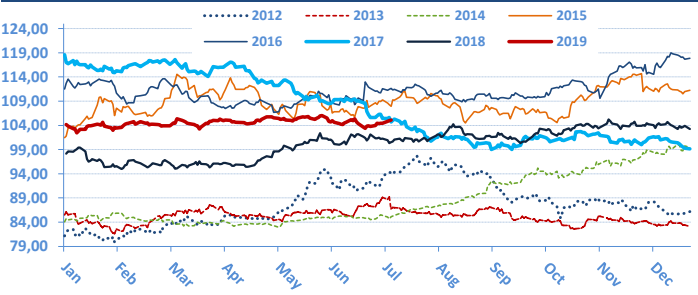


USD / RSD (Srednji kurs / Official middle rate) ▶ 10 dana / 10 days



Izvor: NBS

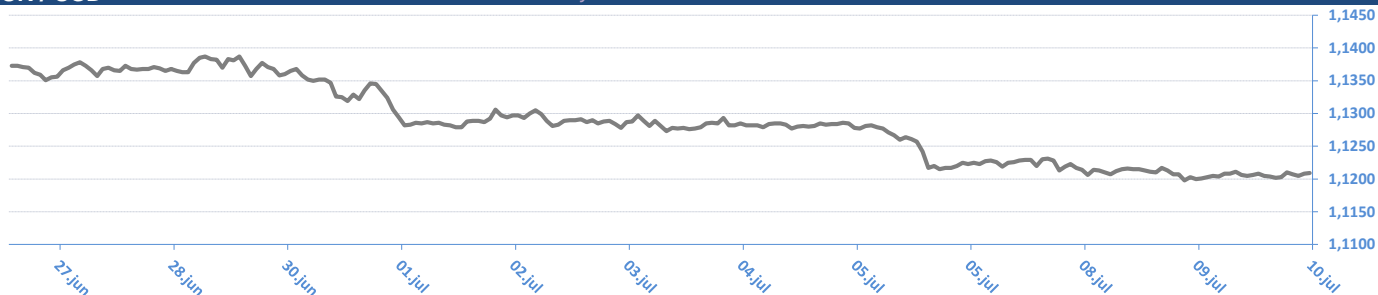
USD / RSD (Srednji kurs/ Official middle rate) ▶ Jan -



Monthly change	EUR/RSD	%	USD/RSD	%	Yearly change	EUR/RSD	%	USD/RSD	%
01.07.19	117,8875	-0,04%	103,9939	-1,42%	10.07.19	117,7713	-0,48%	105,0779	7,07%
03.06.19	117,9288	-0,03%	105,4914	-0,08%	03.01.19	118,3439	0,00%	104,1851	6,16%
03.05.19	117,9626	-0,01%	105,5783	0,57%	03.01.18	118,3431	-4,14%	98,1367	-17,25%
01.04.19	117,9759	-0,13%	104,9794	1,06%	04.01.17	123,4512	1,59%	118,6004	6,34%
01.03.19	118,1291	-0,25%	103,8772	0,32%	04.01.16	121,5145	0,30%	111,5324	9,90%
01.02.19	118,4266	0,07%	103,5469	-0,61%	05.01.15	121,1543	5,58%	101,4863	20,72%
03.01.19	118,3439	0,10%	104,1851	0,14%	03.01.14	114,7559	2,14%	84,0641	-1,67%
03.12.18	118,2313	-0,06%	104,0402	-0,27%	03.01.13	112,3495	6,20%	85,4889	5,32%
01.11.18	118,2984	-0,07%	104,3196	2,19%	04.01.12	105,7880	-0,21%	81,1693	2,16%
01.10.18	118,3868	0,19%	102,0840	0,29%	04.01.11	106,0156	10,47%	79,4541	18,48%
03.09.18	118,1567	0,08%	101,7890	0,71%	04.01.10	95,9679	7,17%	67,0635	4,25%
01.08.18	118,0618	0,04%	101,0717	-0,27%	05.01.09	89,5436	12,27%	64,3273	18,68%
02.07.18	118,0142		101,3432		03.01.08	79,7577		54,2016	

EUR / USD

► 10 dana / 10 days



EUR / USD

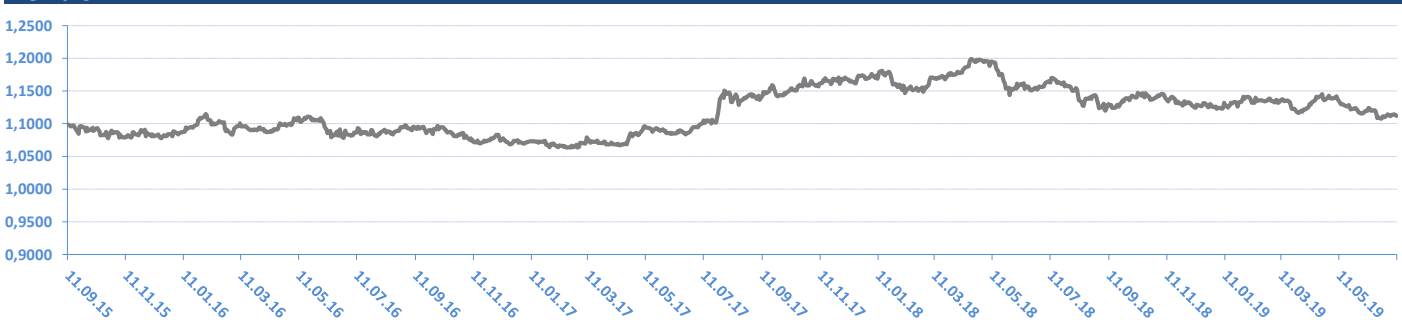


EUR / CHF

► 10 dana / 10 days



EUR / CHF



Izvor / Source: Reuters

10.07.2019 08:45:15

EUR / XX

Valutni par / CCY pair	Kupovni/BID	Prodajni/ASK
EUR/USD	1,1208	1,1212
EUR/JPY	122,0600	122,1100
EUR/GBP	0,9002	0,9006
EUR/CHF	1,1122	1,1127
EUR/DKK	7,4634	7,4639
EUR/NOK	9,7069	9,7119
EUR/SEK	10,6240	10,6250
EUR/CAD	1,4714	1,4725
EUR/AUD	1,6202	1,6204
EUR/HUF	325,7200	326,0700
EUR/CZK	25,5550	25,5630
EUR/PLN	4,2700	4,2709
EUR/HRK	7,3920	7,3950
EUR/RUB	71,5550	71,5750
EUR/NZD	1,6979	1,6984

USD / XX

Valutni par / CCY pair	Kupovni/BID	Prodajni/ASK
USD/EUR	0,8919	0,8919
USD/JPY	108,9000	108,9100
USD/GBP	0,8031	0,8033
USD/CHF	0,9922	0,9925
USD/DKK	6,6574	6,6584
USD/NOK	8,6594	8,6634
USD/SEK	9,4760	9,4800
USD/CAD	1,3131	1,3135
USD/AUD	1,4453	1,4457
USD/HUF	290,5600	290,7800
USD/CZK	22,7960	22,8060
USD/SKK	21,5460	21,6000
USD/PLN	3,8096	3,8105
USD/HRK	6,5941	6,5974
USD/RUB	63,8380	63,8470
USD/NZD	1,5142	1,5152

* Međunarodno devizno međubankarsko tržište / International FX Interbank Market

Izvor / Source: Reuters

EURIBOR

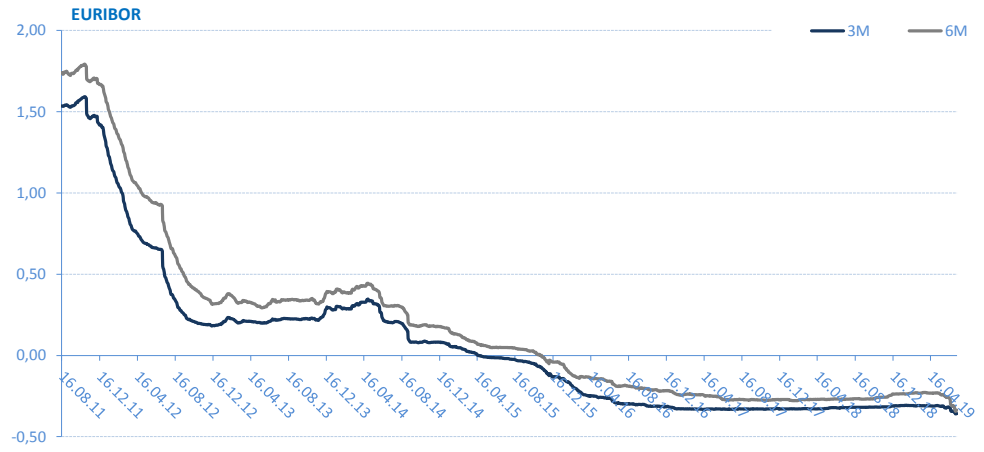
SW	-0,394
1M	-0,389
3M	-0,358
6M	-0,336
1Y	-0,258

* Izvor: Reuters; Objavljeno prethodnog radnog dana

Kamatne stope Centralnih Banaka
Interest rates of Central banks

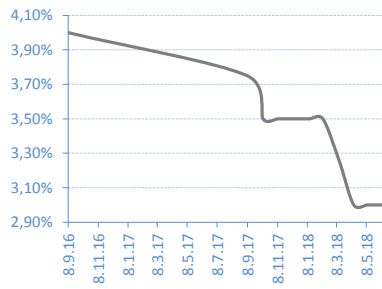
CB	Kamatna stopa/Interest rate
USD	2,50
EUR	0,00
GBP	0,75
CAD	1,75
AUD	1,00
JPY	0,10

* Izvor: Reuters; Objavljeno prethodnog radnog dana



REFERENTNA KAMATNA STOPA NBS / NBS Key Policy Rates

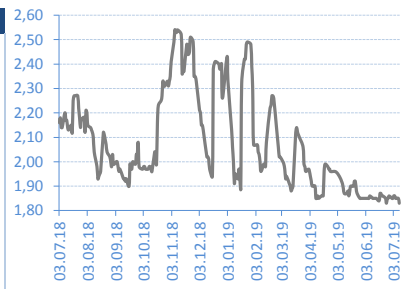
Date	Rate	Change (%)
08.06.18	3,00%	0,00%
10.05.18	3,00%	0,00%
12.04.18	3,00%	-7,69%
14.03.18	3,25%	-7,14%
08.02.18	3,50%	0,00%
11.01.18	3,50%	0,00%
07.12.17	3,50%	0,00%
09.11.17	3,50%	0,00%
09.10.17	3,50%	-6,67%
07.09.17	3,75%	



* Izvor/Source : NBS

BEONIA

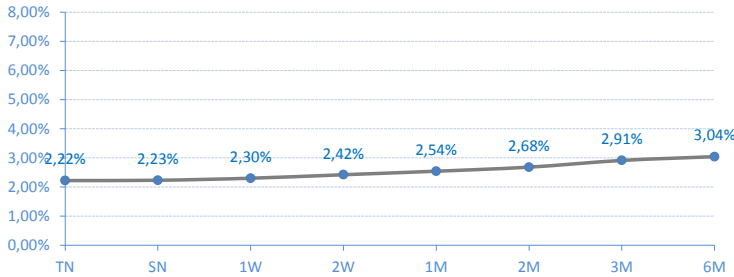
Date	Rate	Change (%)
09.07.19	1,83%	-1,08%
05.07.19	1,85%	-0,54%
04.07.19	1,86%	0,00%
03.07.19	1,86%	0,54%
02.07.19	1,85%	0,00%
01.07.19	1,85%	-0,54%
28.06.19	1,86%	0,54%
27.06.19	1,85%	0,00%
26.06.19	1,85%	1,09%
25.06.19	1,83%	



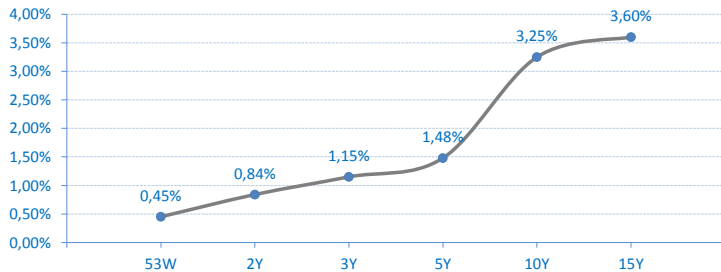
* Izvor/Source : Reuters; Objavljeno prethodnog radnog dana / Published on previous working day

Kamatne stope/Prinos na tržištu / Market Interest Rates

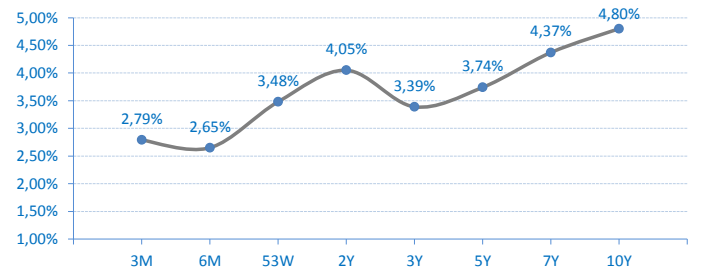
Belibor



Državne HOV Republike Srbije u Evrima - prinosi sa poslednje aukcije
Government bonds (EUR) of Republic of Serbia - yield on last primary auction



Državne HOV Republike Srbije u Dinarima - prinosi sa poslednje aukcije
Government bonds (RSD) of Republic of Serbia - yield on last primary auction



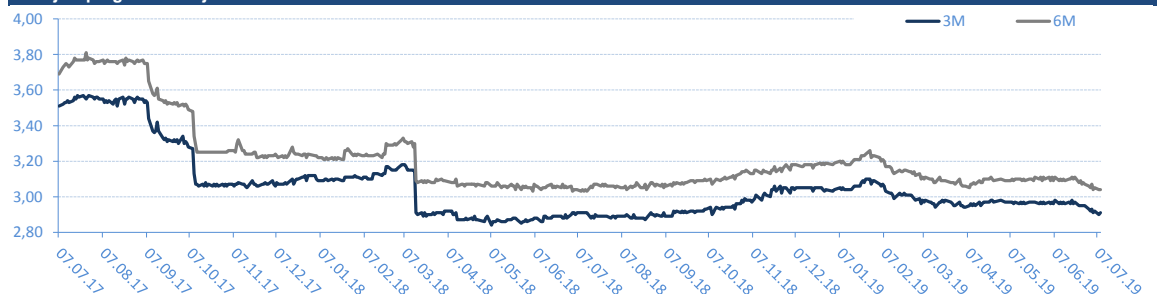
BELIBOR

Trenutne stope / Current rates

TN	2,22%
SN	2,23%
1W	2,30%
2W	2,42%
1M	2,54%
2M	2,68%
3M	2,91%
6M	3,04%

* Izvor/Source : Reuters; Objavljeno prethodnog radnog dana / Published on previous working day

Istorijski pregled kretanja 6M i 3M Belibor-a / Historical overview of 6M and 3M Belibor rates



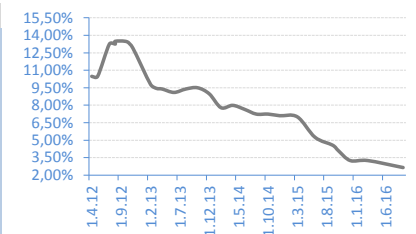
T-BILLS 3M - RSD

Date	Rate	Realisation
14.01.16	2,79%	100,00%
05.11.15	2,94%	100,00%
15.10.15	3,00%	92,18%
06.08.15	4,40%	96,26%
16.07.15	4,79%	98,47%
07.05.15	5,63%	92,92%
16.04.15	6,45%	100,00%
05.02.15	6,95%	45,05%



T-BILLS 6M - RSD

Date	Rate	Realisation
01.09.16	2,65%	23,03%
03.03.16	3,25%	96,46%
03.12.15	3,25%	97,22%
08.10.15	4,09%	100,00%
03.09.15	4,57%	87,90%
04.06.15	5,25%	93,30%
05.03.15	7,00%	21,33%
04.12.14	7,10%	100,00%



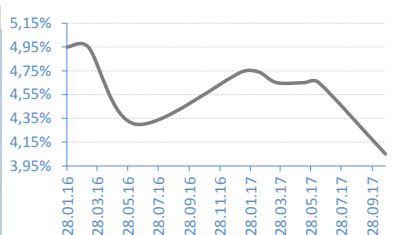
T-BILLS 53W - RSD

Date	Rate	Realisation
06.02.17	3,48%	17,91%
21.12.16	3,49%	32,22%
15.11.16	3,57%	45,64%
28.09.16	3,58%	52,92%
27.07.16	3,59%	49,07%
07.06.16	4,01%	78,06%
15.03.16	4,01%	16,73%
02.02.16	4,09%	63,42%



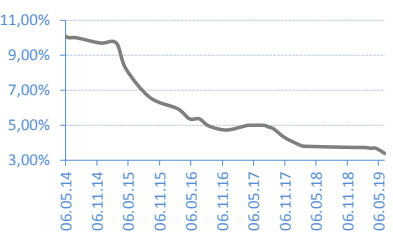
G-BONDS 2Y - RSD

Date	Rate	Realisation
24.10.17	4,05%	116,30%
13.06.17	4,65%	51,56%
16.05.17	4,65%	43,95%
21.03.17	4,65%	100,00%
13.02.17	4,74%	78,80%
10.01.17	4,74%	23,25%
13.06.16	4,30%	95,67%
10.03.16	4,95%	56,41%



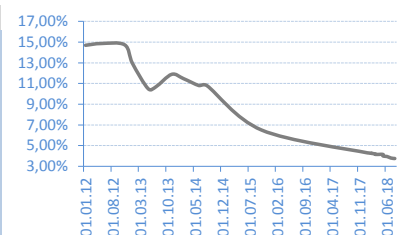
G-BONDS 3Y - RSD

Date	Rate	Realisation
11.06.19	3,39%	62,60%
23.04.19	3,68%	88,70%
19.03.19	3,69%	112,71%
20.02.19	3,73%	120,53%
15.01.19	3,73%	60,94%
28.02.18	3,80%	100,00%
30.01.18	3,88%	34,77%
06.11.17	4,29%	97,97%



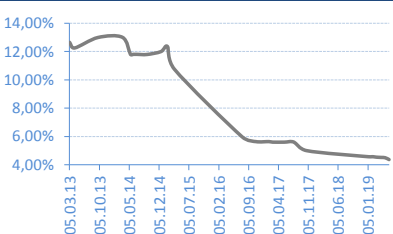
G-BONDS 5Y - RSD

Date	Rate	Realisation
11.09.18	3,74%	98,60%
14.08.18	3,75%	65,62%
17.07.18	3,80%	40,58%
05.06.18	3,95%	35,67%
22.05.18	3,99%	26,18%
08.05.18	4,15%	97,00%
24.04.18	4,15%	52,31%
10.04.18	4,15%	32,63%



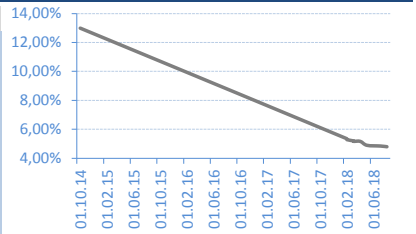
G-BONDS 7Y - RSD

Date	Rate	Realisation
04.06.19	4,37%	267,04%
07.05.19	4,50%	134,27%
10.04.19	4,52%	75,42%
05.03.19	4,54%	58,46%
12.02.19	4,57%	34,68%
30.01.19	4,57%	30,41%
09.01.19	4,57%	52,59%
23.10.17	5,00%	100,00%



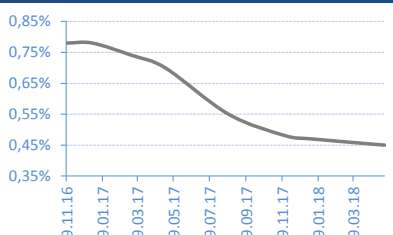
G-BONDS 10Y - RSD

Date	Rate	Realisation
07.08.18	4,80%	26,87%
10.07.18	4,85%	36,97%
15.05.18	4,90%	96,72%
03.04.18	5,17%	26,55%
20.03.18	5,17%	83,61%
06.03.18	5,20%	203,57%



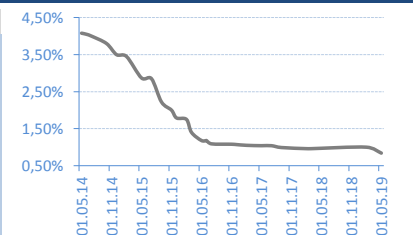
T-BILLS 53W - EUR

Date	Rate	Realisation
21.05.18	0,45%	100,00%
18.01.18	0,47%	98,00%
05.12.17	0,48%	100,00%
30.08.17	0,55%	50,00%
15.05.17	0,70%	91,30%
20.03.17	0,74%	60,00%
12.01.17	0,78%	46,20%
29.11.16	0,78%	100,00%



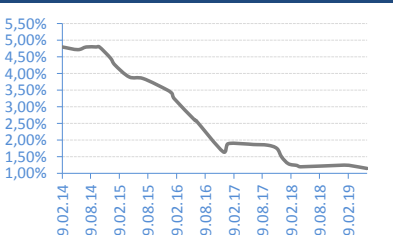
G-BONDS 2Y - EUR

Date	Rate	Realisation
27.05.19	0,84%	148,40%
19.02.19	1,00%	142,00%
22.03.18	0,96%	25,62%
01.02.18	0,96%	52,00%
14.09.17	0,99%	53,60%
12.07.17	1,04%	16,80%
23.05.17	1,04%	99,00%
14.02.17	1,05%	95,35%



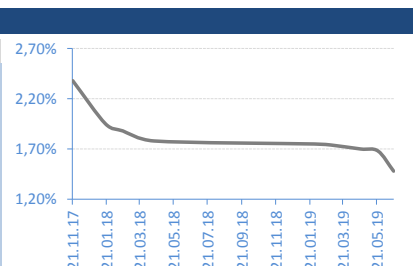
G-BONDS 3Y - EUR

Date	Rate	Realisation
18.06.19	1,15%	59,14%
12.03.19	1,23%	50,04%
23.01.19	1,25%	32,10%
20.04.18	1,20%	35,96%
28.03.18	1,24%	99,29%
02.02.18	1,29%	100,00%
21.12.17	1,49%	100,00%
20.11.17	1,75%	49,70%



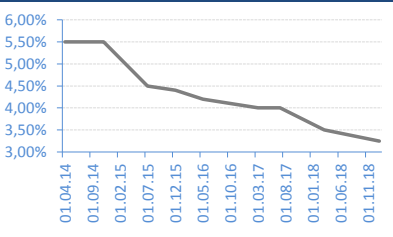
G-BONDS 5Y - EUR

Date	Rate	Realisation
20.06.19	1,48%	47,86%
23.05.19	1,68%	77,32%
22.04.19	1,70%	19,90%
27.02.19	1,74%	37,84%
29.01.19	1,75%	41,25%
16.04.18	1,78%	52,41%
19.02.18	1,88%	79,99%
19.01.18	1,95%	80,28%



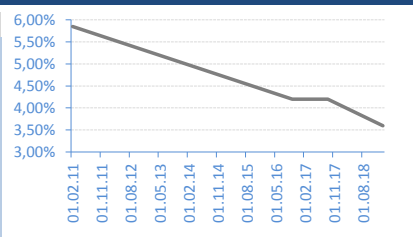
G-BONDS 10Y - EUR

Date	Rate	Realisation
16.01.19	3,25%	139,40%
26.03.18	3,50%	86,85%
13.07.17	4,00%	42,95%
15.03.17	4,00%	65,60%
25.05.16	4,20%	96,00%
04.12.15	4,40%	100,00%
28.07.15	4,50%	76,77%
19.11.14	5,50%	100,00%



G-BONDS 15Y - EUR

Date	Rate	Realisation
06.02.19	3,60%	100,00%
06.09.17	4,20%	70,13%
19.10.16	4,20%	100,00%



AKCIJE / Shares - REGULISANO TRŽIŠTE / REGULATED MARKET

Najtrgovanije HOV / Most Active

	Symbol	Closing price	% Change	Open	Max	Min	No of Trades	Volume	Volume RSD
Komercijalna banka a.d. Beograd	KMBN	3.391	3,86%	3.380	3.400	3.380	12	2.324	7.881.580
Komercijalna banka a.d. Beograd	KMBNPB	1.199	-0,08%	1.195	1.200	1.195	17	2.308	2.767.800
Aerodrom Nikola Tesla a.d. Beograd	AERO	848	2,17%	831	850	831	156	894	758.032
Rimex a.d. Beograd	RMKS	2.640	0,00%	2.640	2.640	2.640	2	188	496.320
NIS a.d. Novi Sad	NIIS	683	-0,29%	685	685	681	7	229	156.465

Dobitnici / Gainers

	Symbol	Closing price	% Change	Open	Max	Min	No of Trades	Volume	Volume RSD
Jubmes banka a.d. Beograd	JMBN	7.299	23,07%	7.299	7.299	7.299	1	5	36.495
Komercijalna banka a.d. Beograd	KMBN	3.391	3,86%	3.380	3.400	3.380	12	2.324	7.881.580
Aerodrom Nikola Tesla a.d. Beograd	AERO	848	2,17%	831	850	831	156	894	758.032
Dunav osiguranje a.d. Beograd	DNOS	1.744	1,22%	1.744	1.744	1.744	2	11	19.184

Gubitnici / Decliners

	Symbol	Closing price	% Change	Open	Max	Min	No of Trades	Volume	Volume RSD
Progres u restrukturiranju a.d. Beograd	PRGS	41	-21,15%	41	41	41	1	437	17.917
VP Dunav a.d. Backa Palanka	VPDU	10.844	-0,51%	10.844	10.844	10.844	1	2	21.688
NIS a.d. Novi Sad	NIIS	683	-0,29%	685	685	681	7	229	156.465
Komercijalna banka a.d. Beograd	KMBNPB	1.199	-0,08%	1.195	1.200	1.195	17	2.308	2.767.800

AKCIJE / SHARES - MTP

Najtrgovanije HOV / Most Active

	Symbol	Closing price	% Change	Bid (Volume)	Ask (Volume)	No of Trades	Volume	Volume RSD
Preduzece za puteve Valjevo a.d. Valjevo	PPVA	1.280	0,00%	1280	1280	1280	2	150
Pomoravlje a.d. Nis	PMNI	748	-21,26%	748	748	748	1	130
Nis ekspres a.d. Nis	NEKS	944	-21,33%	944	944	944	1	22
Telefonkabl a.d. Beograd	TLKB	10.000	0,00%	10000	10000	10000	1	17
Erozija a.d. Valjevo	EROZ	2.520	7,69%	2520	2520	2520	1	6

Dobitnici / Gainers

	Symbol	Closing price	% Change	Bid (Volume)	Ask (Volume)	No of Trades	Volume	Volume RSD
Erozija a.d. Valjevo	EROZ	2.520	7,69%	2520	2520	2520	1	6

Gubitnici / Decliners

	Symbol	Closing price	% Change	Bid (Volume)	Ask (Volume)	No of Trades	Volume	Volume RSD
Nis ekspres a.d. Nis	NEKS	944	-21,33%	944	944	944	1	22
Pomoravlje a.d. Nis	PMNI	748	-21,26%	748	748	748	1	130

Kontakt / Contacts:

Srđan Tomašević

srđjan.tomasevic@erstebank.rs

Trgovanje / Trading

011/220 9116

Aleksandar Zarić

aleksandar.zaric@erstebank.rs

Prodaja / Sales

011/220 9198

Aleksandra Parčetić

aleksandra.parcetic@erstebank.rs

Brokersko poslovanje / Brokerage

011/220 9159

Vladimir Vulević

vladimir.vulevic@erstebank.rs

Podrška i Razvoj / Support and Development

011 / 201 50 50

Nenad Đurović

nenad.djurovic@erstebank.rs

Trgovanje / Trading

011/ 220 9115

Dušan Stević

dusan.stevic@erstebank.rs

Prodaja / Sales

011/220 9118

Danijela Stojanović

danijela.stojanovic@erstebank.rs

Prodaja / Sales

011/ 220 9132

Marija Đorđević

marija.djordjevic@erstebank.rs

Brokersko poslovanje / Brokerage

011/220 9110

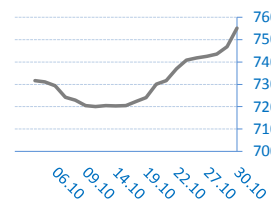
Izveštaj sačinio / Prepared by: Sektor sredstava / Treasury division

Informacije i cene iz ovog pregleda dobijene su iz izvora za koje verujemo da su pouzdani ali ne garantujemo njihovu tačnost i potpunost. Navedene informacije su važeće samo u trenutku njihovog sastavljanja a objavljuju se u ciju opšteg informisanja, pri čemu ne predstavljaju bilo kakav oblik investicionog saveta niti preporuke za investiranje niti na bilo koji način obavezuju Erste Bank ad Novi Sad u pogledu odgovornosti za štetu nastalu upotrebom informacija iz ovog pregleda.

The information and prices in this review are obtained from sources that we believe are reliable, but we do not guarantee their accuracy and completeness. The mentioned information is valid only at the time of their compilation and are published in the general information, whereby they do not represent any form of investment advice or recommendations for investing or in any way obligate Erste Bank ad Novi Sad in respect of liability for damages arising from the use of information referred to in of this review.

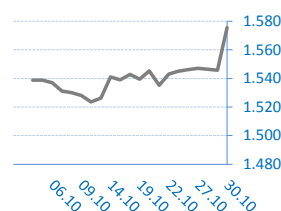
BELEX15

Vrednost / Value	755,19
Promena / Change	8,4
%	1,12%



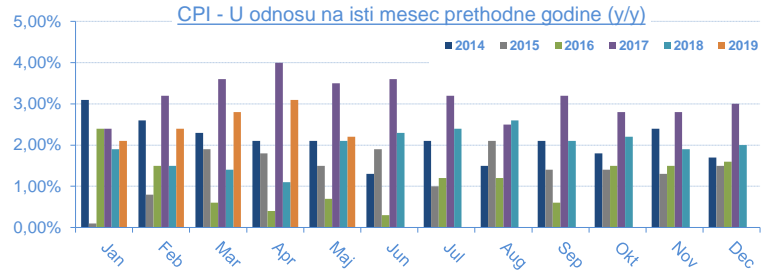
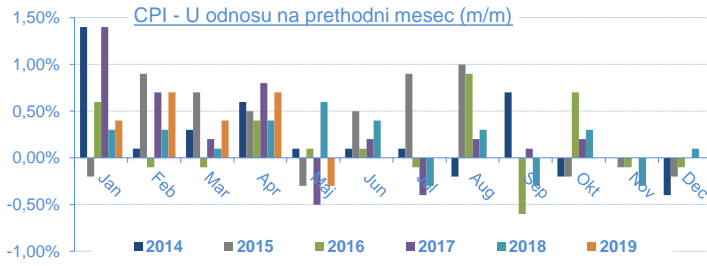
BELEXline

Vrednost / Value	1.575,58
Promena / Change	29,83
%	0,05%



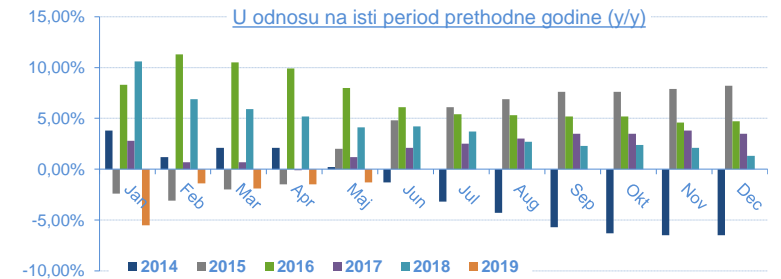
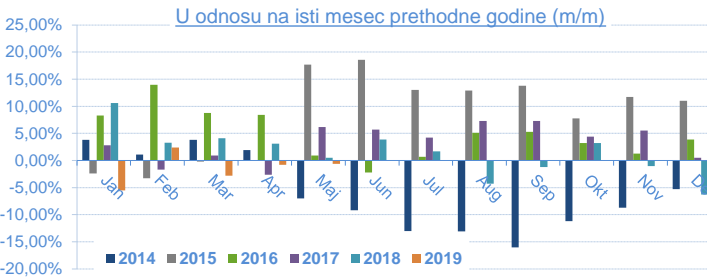
Indeks potrošačkih cena (Consumer Price Index - CPI) / 2018

	Jan	Feb	Mar	Apr	Maj	Jun	Jul	Aug	Sep	Okt	Nov	Dec
U odnosu na prethodni mesec (m/m)	0,40%	0,70%	0,40%	0,70%	-0,30%							
U odnosu na isti mesec 2018. (y/y)	2,10%	2,40%	2,80%	3,10%	2,20%							
U odnosu na decembar 2018.		1,10%	1,50%	2,30%	2,00%							
Datum objavljivanja / Published date	22.02.19	12.03.19	12.04.19	13.05.19	12.06.19							



INDUSTRIJSKA PROIZVODNJA / Industrial production / 2019

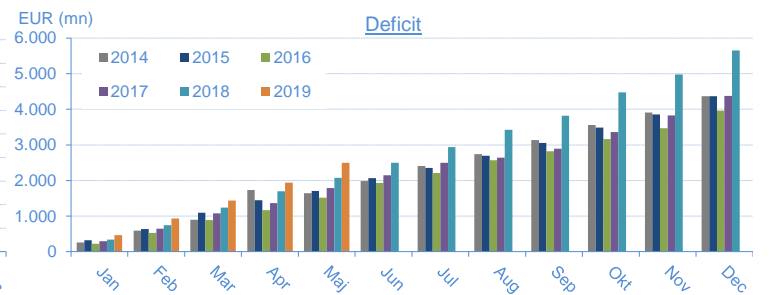
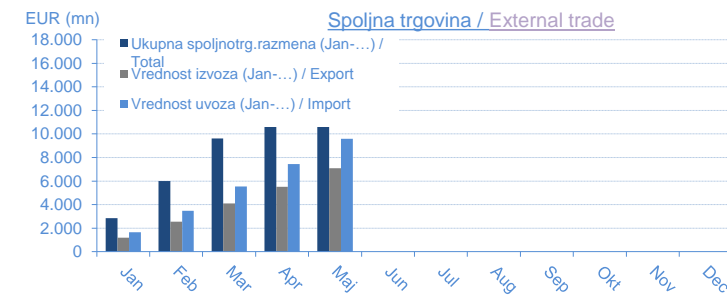
	Jan	Feb	Mar	Apr	Maj	Jun	Jul	Aug	Sep	Okt	Nov	Dec
U odnosu na isti mesec 2018 (m/m)	-5,50%	2,40%	-2,80%	-0,80%	-0,60%							
U odnosu na isti period 2018 (jan-...) (y/y)	-5,50%	-1,40%	-1,90%	-1,50%								
U odnosu na prosek 2018	-12,20%	-7,40%	2,30%	-4,40%	1,10%							
Datum objavljivanja / Published date	28.02.19	29.03.19	30.04.19	31.05.19	28.06.19							



SPOLJNOTRGOVINSKA ROBNA RAZMENA / External Trade / 2019

* u eur mln

Mesec/Month	Jan	Feb	Mar	Apr	Maj	Jun	Jul	Aug	Sep	Okt	Nov	Dec
Ukupna spoljnotrg.razmena (Jan-...) / Total	2.840,40	6.015,80	9.626,40	12.958,60	16.675,50							
Promena / Yearly change	7,80%	9,80%	8,10%	8,30%	9,70%							
Vrednost izvoza (Jan-...) / Export	1.186,90	2.539,90	4.092,80	5.510,50	7.087,40							
Promena / Yearly change	3,00%	7,10%	6,90%	7,30%	8,30%							
Vrednost uvoza (Jan-...) / Import	1.653,50	3.475,90	5.533,60	7.448,10	9.588,10							
Promena / Yearly change	11,50%	11,70%	9,00%	9,00%	10,80%							
Deficit (jan-...)	466,70	936,00	1.440,80	1.937,70	2.500,70							
Promena / Yearly change	40,90%	26,50%	15,60%	14,20%	18,80%							
Pokrivenost uvoza izvozom (Export/Import ratio)	71,80%	73,10%	74,00%	74,00%	73,90%							
Datum objavljivanja / Published date	12.03.19	29.03.19	30.04.19	31.05.19	28.06.19							



BUDŽETSKI BALANS / Budget balance

* u rsd mln

Budžetski balans u 2018.	32.183,97
January 2019	23.620,61
February 2019	-1.429,81
March 2019	-6.363,12
April 2019	-10.322,94
May 2019	2.776,26
June 2019	
July 2019	
August 2019	
September 2019	
October 2019	
November 2019	
December 2019	
Budžetski balans u 2019. / Total 2019	8.281,00
Planirani deficit u 2019. / Planned	-3.344,12
Ostvarenje plana / Realisation	
Datum ažuriranja / Published date	05.07.19

